

COMMITTEE: EL-002  
Safety of Household and Similar Electrical  
Appliances and Small Power Transformers

ATTENTION: Mayu Shiozaki

DR 24021 CP

**DRAFT**

# **COMBINED POSTAL BALLOT/ AUSTRALIAN / NEW ZEALAND STANDARD FOR COMMENT**

LIABLE TO ALTERATION DO NOT USE AS A STANDARD

---

DATE OF ISSUE: 23 May 2024  
CLOSING DATE FOR COMMENT: 18 July 2024

DR 24021 CP

**Amendment No. 2  
to  
AS/NZS 3100:2022**

**Approval and test specification –  
General requirements for electrical  
equipment**

---



**COMBINED DRAFT FOR COMMENT/POSTAL BALLOT  
STANDARDS AUSTRALIA/STANDARDS NEW ZEALAND**

Committee EL-002- Safety of Household and Similar Electrical Appliances and Small Power  
Transformers

**DRAFT  
Australian/New Zealand Standard**

**AS/NZS 3100:2022  
Approval and test specification –**

**General requirements for electrical equipment**

Please note that this document is currently being voted by the committee and the results of the postal ballot will be contingent on comment received.

Attention is drawn to the fact that this document is a draft only and is liable to alteration in the light of comment received. It is not to be regarded as an Australian/New Zealand Standard until finally issued as such by Standards Australia and Standards New Zealand.

## STANDARDS AUSTRALIA/STANDARDS NEW ZEALAND

---

**Amendment No. 2  
to  
AS/NZS 3100:2022  
Approval and test specification –**

**General requirements for electrical equipment**

The 2022 edition of AS/NZS 3100 is amended as follows;

*SUMMARY:* This amendment applies to Preface, 4.1.4 and Annex C

Published on

Approved for publication in Australia on behalf Standards Australia's Standards Development and Accreditation Committee on

Approved for publication in New Zealand by the New Zealand Standards Approval Board on

This amendment takes 2 years from the date of publication of this amendment. Regulatory authorities that reference this Standard in regulation may apply these requirements at a different time. Users of this Standard should consult with these authorities to confirm their requirements.

---

## PREFACE

*Insert the following as a new fifth paragraph.*

This Standard incorporates Amendment No. 1 (November 2023). The changes required by the amendments are indicated in the text by a marginal bar and amendment number against the clause, note, table, figure or part thereof affected. Where an application date other than immediate is applicable to an amendment the date of application (DOA) and the date of withdrawal (DOW) if relevant, is indicated by the marginal bar. Unless otherwise indicated, the application date of the changes introduced by Amendment No. 1 is xxxxxx 2023.

NOTE: Regulatory authorities that reference this Standard in regulation may apply these amendment requirements at a different time. Users of this Standard should consult with these authorities to confirm their requirements.

### 4.1.4 Additional requirements for appliances

*Replace the text in Clauses 4.1.4.2 to 4.1.4.5 by the following:*

For appliances, the requirements and tests in Clause 29 of AS/NZS 60335.1 are applicable with the following modification:

Creepage distances and clearances within optocouplers are not measured.

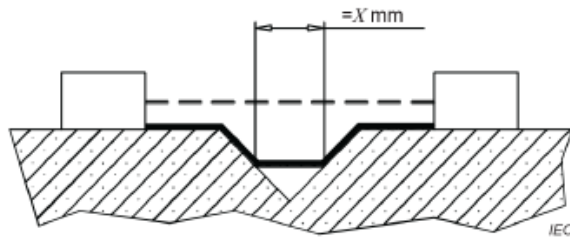
## Annex C

*Replace the text in Annex C by the following:*

The methods of measuring creepage distances and clearances to be used in interpreting the requirements of Clause 4.1.3 are indicated in Figure 4 to Figure 14 of this Annex. These Figures do not differentiate between gaps and grooves or between types of insulation. Also, where the example is shown to form an angle, these Figures may apply to any angle.

NOTE The content of this Annex is extracted, in part, from Clause 6.8 of IEC 60664 Ed 3.



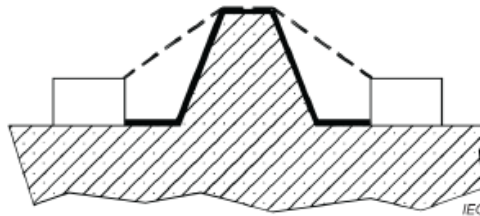


Condition: Path under consideration includes a V-shaped groove with a width greater than  $X$  mm.

Rule: Clearance is the "line of sight" distance. Creepage path follows the contour of the groove but covers the bottom of the groove by an  $X$  mm insulating link.

----- Clearance  Creepage distance

**Figure 6 – Contour of the groove with angle**

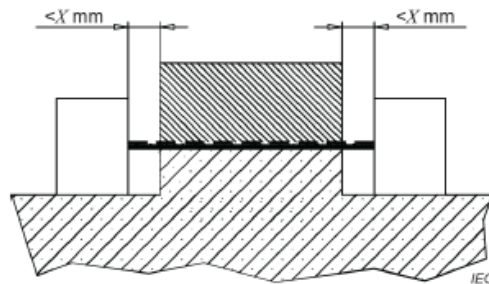


Condition: Path under consideration includes a rib.

Rule: Clearance is the shortest direct air path over the top of the rib. Creepage path follows the contour of the rib.

----- Clearance  Creepage distance

**Figure 7 – Contour of rib**



Condition: Path under consideration includes an uncemented joint with grooves less than  $X$  mm wide on each side.

Rule: Clearance and creepage path is the "line of sight" distance shown.

----- Clearance  Creepage distance

**Figure 8 – Uncemented joint with grooves less than  $X$**



